



GooLED GooLED-78 Series Pin Fin Sinks $\Phi 78\text{mm}$ for COB Modular Product Brief

Features VS Benefits

- * Mechanical compatibility with direct mounting of the LED modules to the LED cooler and thermal performance matching the lumen packages.
- * Thermal resistance range $R_{th}(3.03^{\circ}\text{C/W}; 2.33^{\circ}\text{C/W}; 2.08^{\circ}\text{C/W})$.
- * Modular design with mounting holes foreseen for direct mounting of a wide range of LED modules and COB's:
- * Diameter 78mm - Standard height 30.0mm / 50.0mm / 80.0mm , Other heights on request.
- * Extruded from highly conductive aluminum.
- 2 standard colors - clear anodised - black anodised
- Zhaga Book 3 Spot Light Modules Edison ,Xicato ,Bridgelux , Osram ,Citizen ,Lumileds ,Cree , Tridonic , Vossloh-Schwabe ,Seoul ,LG ,Lustrous ,Prolight ,Samung ,SHARP , Luminus .Philips



- 1) Xicato XSM, XIM,XTM;(XSA-307,XSA-308)
- 2) Bridgelux ES Rectangle Array Series Vero 13 and Vero18 COB engines.
- 3) Citizen CLL022-CLU024, CLL032-CLU034;
- 4) Cree XLamp CXA13xx, CXA15xx,CSA18xx;
- 5) Lumileds Luxeon COB's 1203, 1204, 1205, Luxeon K arrays K12, K16;
- 6) Osram Soleriq S13, S19, E30
- 7) Seoul Semiconductor ZC6, ZC12, ZC18,ZC25;
- 8) Tridonic TALEXXmodule SLE nodules engines.
- 9) LG Innotek LEMWM18 10W, 13W, 17W
- 10) Edison EdiLex SLM and EdiLex II COB LED engines.
- 11) Lustrous LUSTRON 6 series LL604F, LL608D, LL613F, LL620F
- 12) Prolight Opto PABS, PABA, PACB, PANA
- 13) Samung LC013,LC019,LC026 COB LED engines.
- 14) SHARP Mini Zenigata,Tiger Zenigataand and Mega Zenigata LED engines.
- 15) Philips Fortimo SLM LED engines.
- 16) Vossloh-Schwabe LUGA Shop LED engines.
- 17) Luminus C##9,C##14 LED engines.

Order Information

Example:GooLED-7830-B-#
 Example:GooLED-78 **1** - **2** - **3**

- 1** Hight (mm)
- 2** Anodising Color
 - B-Black
 - C-Clear
 - Z-Custom
- 3** Mounting Options - see graphics for details Combinations available
 - Ex.order code - 12
 - means option 1 and 2 combined

MingFa recommends the use of a high thermal conductive interface between the LED module and the LED cooler. Either thermal grease, a thermal pad or a phase change thermal pad thickness 0.1-0.15mm is recommended.

Notes:
 - Mentioned models are an extraction of full product range.
 - For specific mechanical adaptations please contact MingfaTech.
 - MingfaTech reserves the right to change products or specifications without prior notice.

Tel:+86-769-39023131
 E-fax:+86-(020)28819702 ext:22122
 Email:sales@mingfatech.com
 Http://www.heatsinkled.com
 Http://www.mingfatech.com





for

LED



GooLED GooLED-78 Series Pin Fin Sinks $\Phi 78$ mm for COB Modular Product Brief



The product data table

Brand	Mingfa Tech		
Series Name	GooLED star heat sinks		
Series Number	GooLED-78		
Manufacturing Technology	Aluminum extrusion		
Material	AL 1070		
Color & Finishing	Black Anodized		
Certification	CE, ROHS, WEEE		
Diameter(mm)	$\Phi 78$		
Height(mm)	30.0mm	50.0mm	80.0mm
Item Number	GooLED-7830	GooLED-7850	GooLED-7880
Max. Lumen	2300 lm	2900 lm	3400 lm
Dissipated Power (Ths-amb,50°C)	16.5 W	21.5 W	24 W
Thermal Resistance Rth (°C/W)	3.03 °C/W	2.33 °C/W	2.08 °C/W
Cooling Surface Area (mm ²)	46643.0 mm ²	75332.0 mm ²	124837.0 mm ²
Net Weight (g)	138.0 g	197.0g	308.0 g
Quantity (pcs/CTN)	90 pcs	54 pcs	36 pcs
Modular Types	COB	COB	COB
For Environments	Indoor area		
For Lightings	Down lights,Architectural lights		
For Application	Retail & Hospitality,Mall & Food,Architectural & Museums,Office & Education, Station & Airport,Healthcare		
For LED brands	Aaura,Bridgelux,BJB,Citizen,Cree,Edison,GE,LG,Lumileds,Lumens,Luminus,Ledil,Nichia, Osram,Philips,Prolight Opto,Samsung,Seoul,Sharp,Tridonic,Vossloh Schwabe,Xicato,Zhaga		

* 3D files are available in ParaSolid, STP and IGS on request

* The thermal resistance Rth is determined with a calibrated heat source of 14mmx14mm central placed on the heat sink, Tamb 40° and an open environment. Reference data @ heat sink to ambient temperature rise Ths-amb 50°C
The thermal resistance of a LED cooler is not a fix value and will vary with the applied dissipated power Pd

* Dissipated power Pd. Reference data @ heat sink to ambient temperature rise Ths-amb 50°C
The maximal dissipated power needs to be verified in function of required case temperature Tc or junction temperature Tj and related to the estimated ambient temperature where the light fixture will be placed
Please be aware the dissipated power Pd is not the same as the electrical power Pe of a LED module

To calculate the dissipated power please use the following formula: $Pd = Pe \times (1-\eta L)$

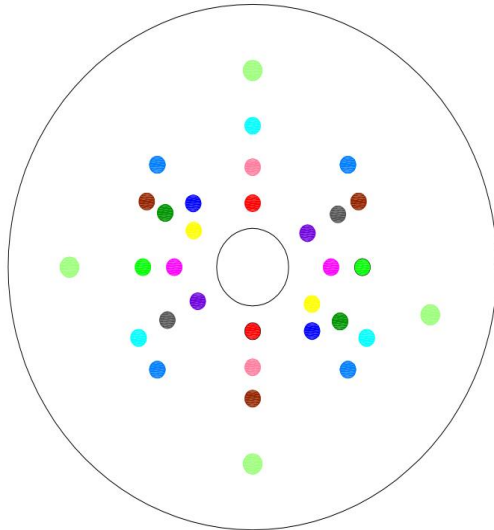
Pd - Dissipated power

Pe - Electrical power

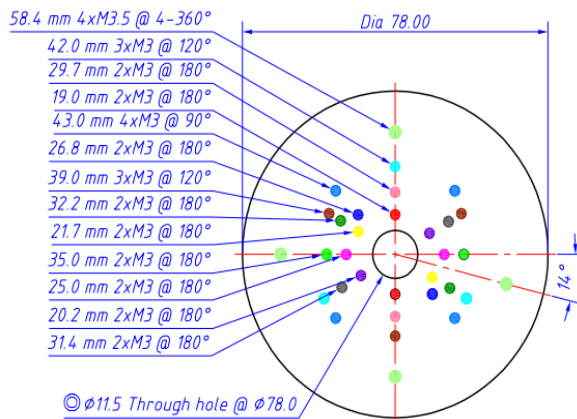
ηL = Light efficiency of the LED module

GooLED GooLED-78 Series $\Phi 78\text{mm}$ Pin Fin Heat Sink Drawings

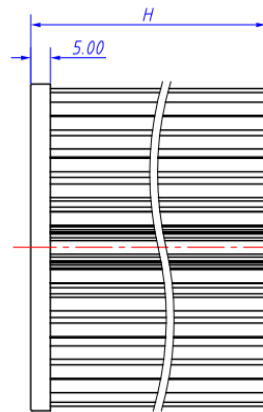
Drawings & Type Selection



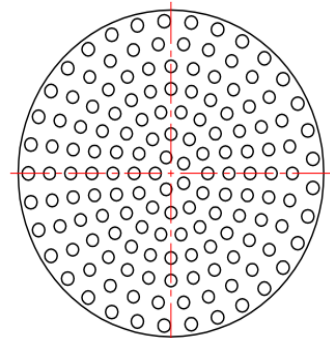
No.	Finish	Mounting Hole
A1	Orange	17.0 mm 2xM3 @ 180°
A2	Red	19.0 mm 2xM3 @ 180°
A3	Purple	20.2 mm 2xM3 @ 180°
A4	Yellow	21.7 mm 2xM3 @ 180°
A5	Magenta	25.0 mm 2xM3 @ 180°
A6	Blue	26.8 mm 2xM3 @ 180°
A7	Pink	29.7 mm 2xM3 @ 180°
A8	Grey	31.4 mm 2xM3 @ 180°
A9	Green	32.2 mm 2xM3 @ 180°
A10	Bright Green	35.0 mm 2xM3 @ 180°
A11	Brown	39.0 mm 3xM3 @ 120°
A12	Cyan	42.0 mm 3xM3 @ 120°
A13	Light Blue	43.0 mm 4xM3 @ 90°
A14	Light Green	58.4 mm 4xM3.5 @ 4-360°
A15		© $\Phi 11.5$ Through hole @ $\Phi 78.0$



Bottom view



Side view



Top view

Product display



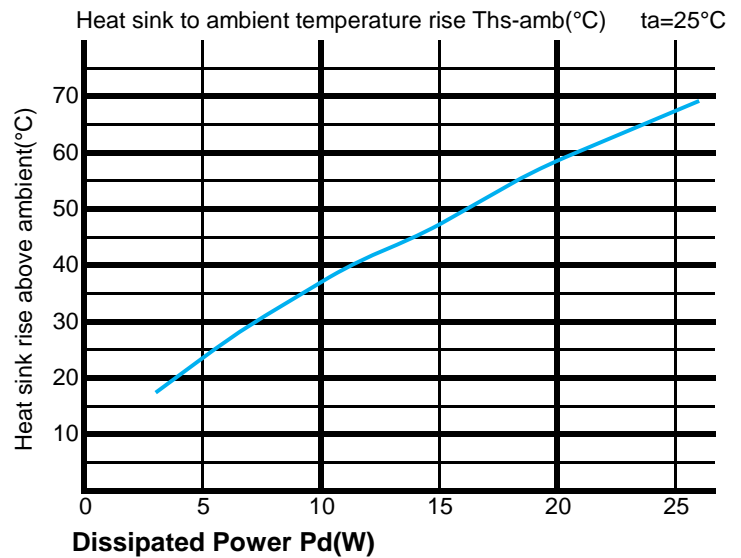
GooLED GooLED-78 Series Φ 78mm Material AL1070 Pin Fin Heat Sinks Thermal Data

The thermal data table



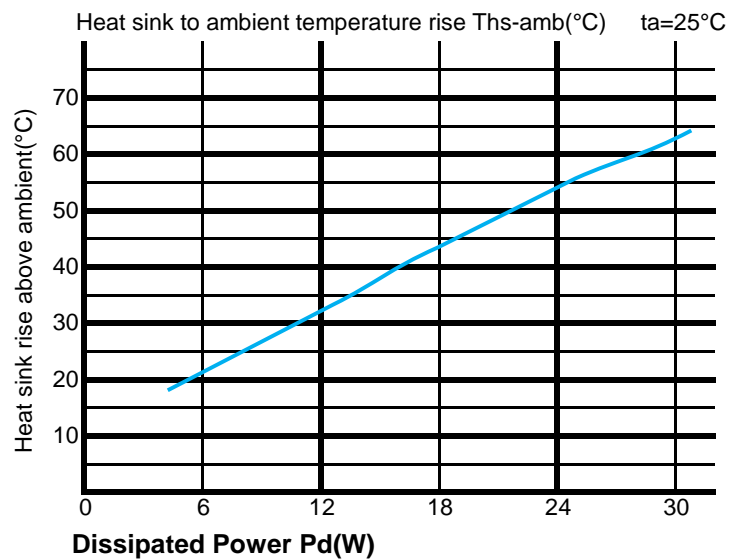
GooLED-7830 thermal data

Pd = Pe x (1-ηL)		Heat sink to ambient thermal resistance Rhs-amb (°C/W)	Heat sink to ambient temperature rise Ths-amb (°C)
		GooLED-7830	GooLED-7830
Dissipated Power Pd(W)	5	4.8	24
	10	3.6	36
	15	3.13	47
	20	2.95	59
	25	2.72	68



GooLED-7850 thermal data

Pd = Pe x (1-ηL)		Heat sink to ambient thermal resistance Rhs-amb (°C/W)	Heat sink to ambient temperature rise Ths-amb (°C)
		GooLED-7850	GooLED-7850
Dissipated Power Pd(W)	6	3.5	21
	12	2.67	32
	18	2.44	44
	24	2.25	54
	32	1.97	63





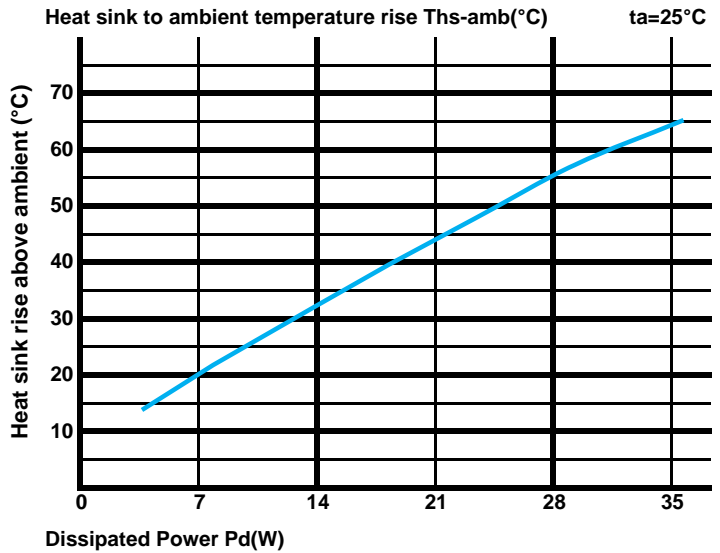
GooLED GooLED-78 Series Φ 78mm Material AL1070 Pin Fin Heat Sinks Thermal Data

The thermal data table



GooLED-7880 thermal data

Dissipated Power Pd(W)	Heat sink to ambient thermal resistance Rhs-amb (°C/W)	
	GooLED-7880	GooLED-7880
7.0	2.86	20.0
14.0	2.29	32.0
21.0	2.10	44.0
28.0	1.96	55.0
35.0	1.80	63.0



* Please be aware the dissipated power Pd is not the same as the electrical power Pe of a LED module.

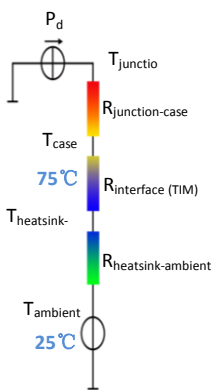
*To calculate the dissipated power please use the following formula: $P_d = P_e \times (1 - \eta_L)$.

Pd - Dissipated power ; Pe - Electrical power ; η_L = Light efficiency of the LED module;

*The aluminum substrate side of the package outer shell is thermally connected to the heat sink via TIM (Thermal interface material).

MingFa recommends the use of a high thermal conductive interface between the LED module and the LED cooler.

Either thermal grease, A thermal pad or a phase change thermal pad thickness 0.1-0.15mm is recommended.



*Thermal resistance is a heat property and a measurement of a temperature difference by which an object or material resists a heat flow.

Geometric shapes are different, the thermal resistance is different. Formula: $\theta = (T_{hs} - T_a) / P_d$

θ - Thermal Resistance [°C/W] ; T_{hs} - Heatsink temperature ; T_a - Ambient temperature ;

*The thermal resistance between the junction section of the light-emitting diode and the aluminum substrate side of the package outer

shell is $R_{junction-case}$, the thermal resistance of the TIM outside the package is $R_{interface (TIM)}$ [°C/W], the thermal resistance with the

heat sink is $R_{heatsink-ambient}$ [°C/W], and the ambient temperature is $T_{ambient}$ [°C].

*Thermal resistances outside the package $R_{interface (TIM)}$ and $R_{heatsink-ambient}$ can be integrated

into the thermal resistance $R_{case-ambient}$ at this point. Thus, the following formula is also used:

$$T_{junction} = (R_{junction-case} + R_{case-ambient}) \cdot P_d + T_{ambient}$$